

Scaled data based on original data using  
LM-79-08 Approved Method: Electrical and Photometric Measurements of Solid-  
State Lighting Products

Test Report Prepared for  
Cooper Lighting Solutions  
(formerly Eaton)

Brand: McGRAW-EDISON

Report Number: P228211

Luminaire Tested: **ISS-AF-XXX-LED-E1-SL3-8030-XXB**

Issue Date: 3/3/2020

**Test Information**

Test Method: LM-79-08  
Report Number: P228211  
TEST IS SCALED FROM IESNA LM-79-08 TEST DATA (P29762)  
Test Lab: INNOVATION CENTER-P2  
Issue Date: 3/3/2020  
Manufacturer: COOPER LIGHTING SOLUTIONS (FORMERLY EATON)  
Product Line: MCGRAW-EDISON  
Catalog Number: ISS-AF-XXX-LED-E1-SL3-8030-XXB  
Description: IMPACT ELITE LED QUATER SPHERE LUMINAIRE, EMERGENCY MODE WITH BATTERY BACKPACK BOX LIGHT SQUARE WITH ACCUCLED OPTICS-TYPE III W/SPILL CONTROL  
Light Source: (16) 3000K CCT, 80 CRI LEDs  
Ballast/Driver: ELECTRONIC DRIVER

**Summary**

Lumens per Lamp: N/A  
Luminaire Lumens: 482 lumens  
Efficiency: N/A  
Efficacy: 37.1 lumens/watt  
Luminous Opening: Rectangular (W 0.5' x L: 0.5' x H: 0')  
IES Classification: Type III - Medium - Non-Cutoff  
BUG Rating: B0 - U0 - G0

Input Watts (W): 13  
Input Voltage (V): 120  
Input Current (Ain): NR  
Voltage Rise (V): NR  
Power Factor: NR  
Total Harmonic Distortion (THDi): NR  
Frequency (hertz): 60  
Stabilization Time: NR  
Operation Time: NR  
Ambient Temperature (°C): NR  
Test Distance: 25 FT

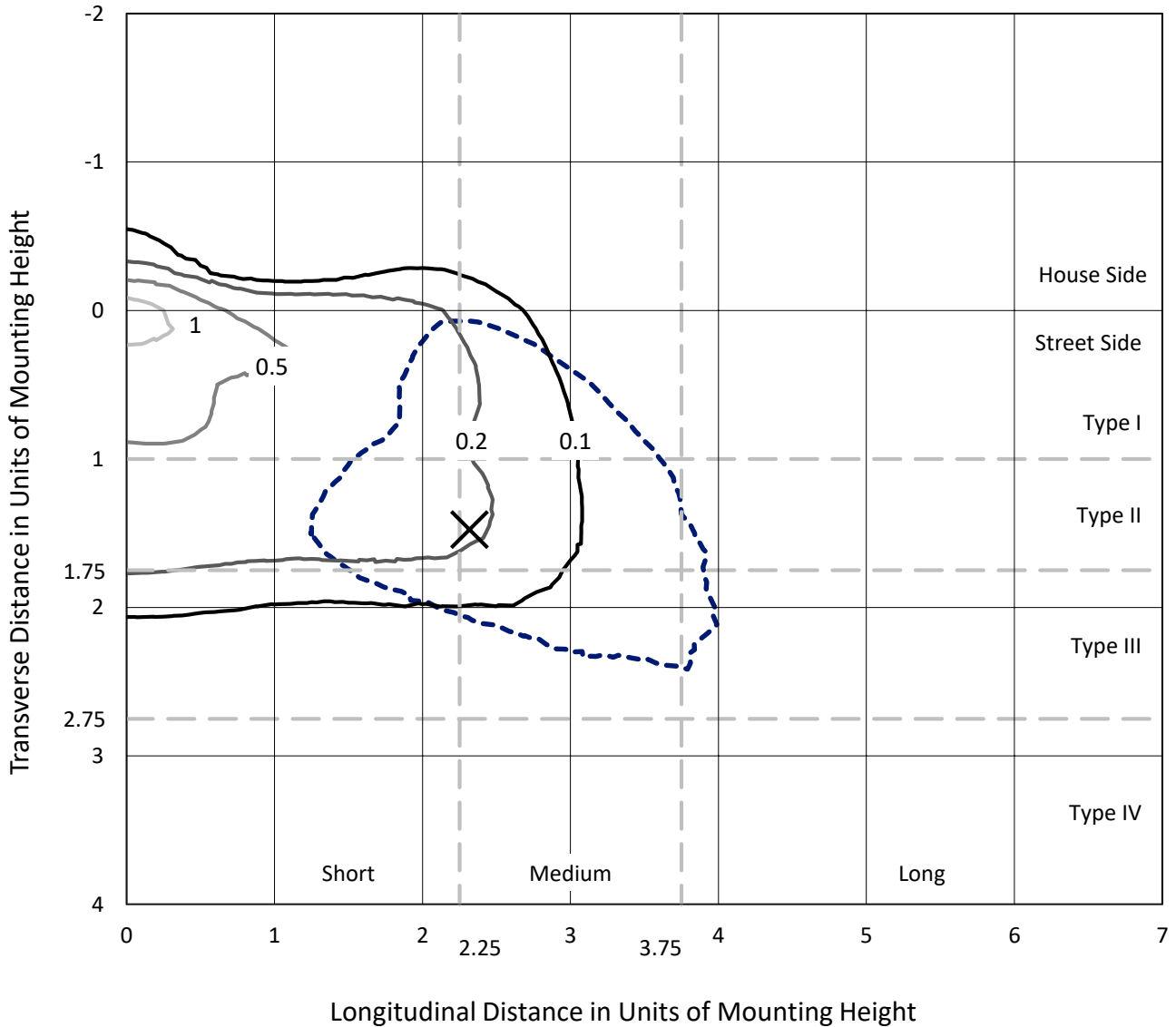


REPORT NUMBER: P228211

CATALOG NUMBER: ISS-AF-XXX-LED-E1-SL3-8030-XXB

### Iso-Footcandle Lines of Horizontal Illumination

× Max cd  
 - - - 1/2 Max cd

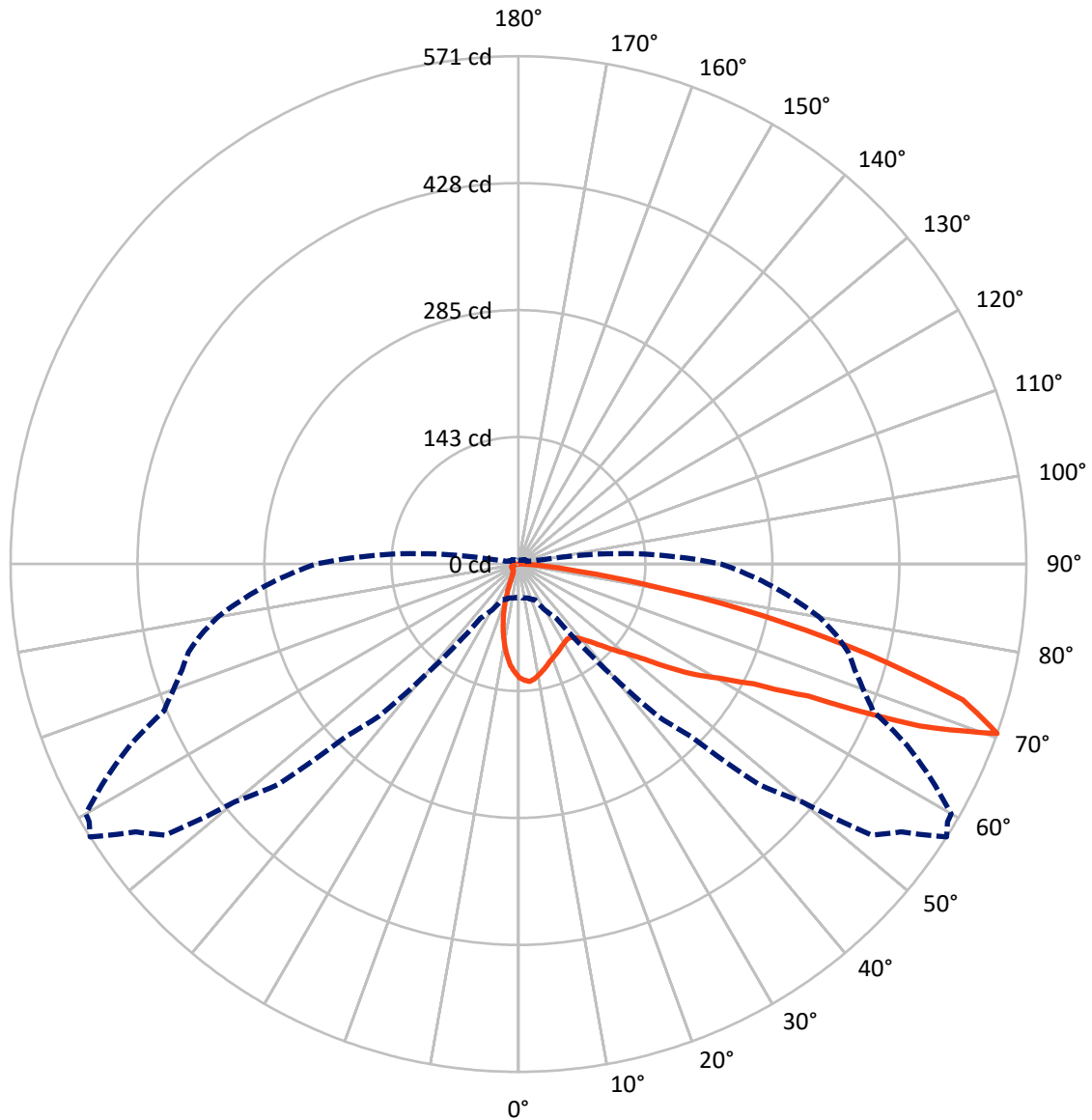


Based on 10 foot mounting height. Maximum calculated value = 1.3 fc  
 Type III - Medium - Non-Cutoff

REPORT NUMBER: P228211

CATALOG NUMBER: ISS-AF-XXX-LED-E1-SL3-8030-XXB

### Luminous Intensity Polar Plot



— Vertical Plane Through 57.5-Deg Lateral    - - - Horizontal Cone Through 70-Deg Vertical

REPORT NUMBER: P228211

CATALOG NUMBER: ISS-AF-XXX-LED-E1-SL3-8030-XXB

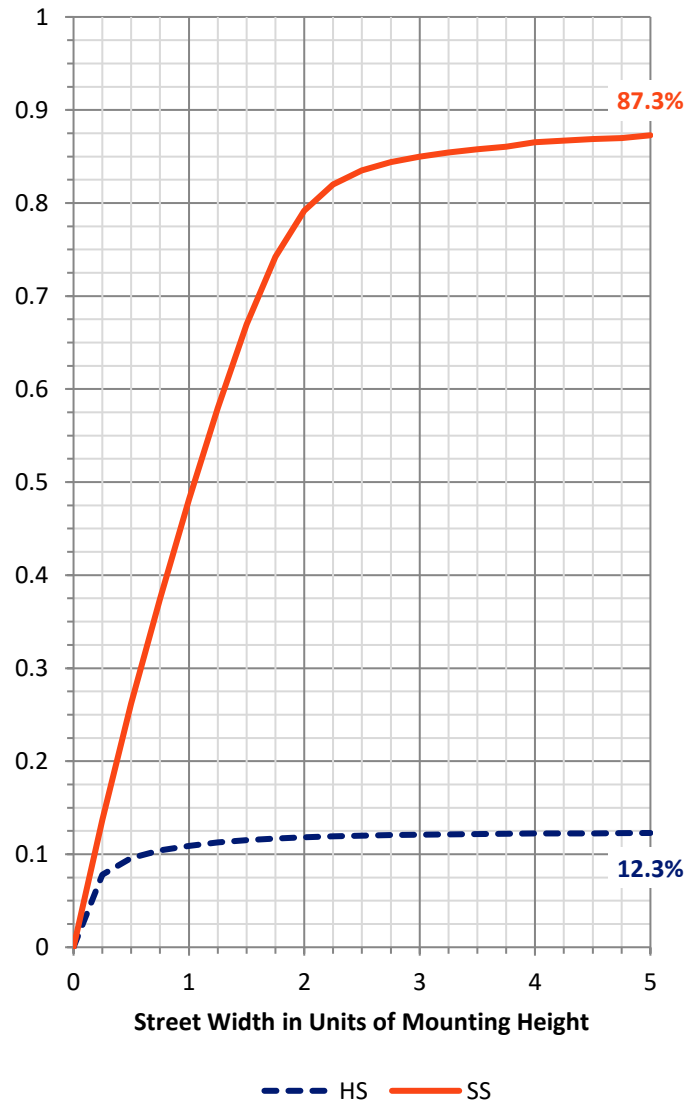
**FLUX DISTRIBUTION:**

		Downward	Upward	Total
<b>House Side</b>	Lumens	59.6	0.0	59.6
	% Fixture	12.4	0.0	12.4
<b>Street Side</b>	Lumens	422.4	0.0	422.4
	% Fixture	87.6	0.0	87.6
<b>Total</b>	Lumens	482.0	0.0	482.0
	% Fixture	100.0	0.0	100.0

**Coefficient of Utilization**

**ZONAL LUMENS:**

Zone	Lumens	% Fixture
0°-10°	11.0	2.3
10°-20°	23.9	5.0
20°-30°	30.1	6.2
30°-40°	39.3	8.1
40°-50°	58.9	12.2
50°-60°	93.2	19.3
60°-70°	134.3	27.9
70°-80°	83.1	17.2
80°-90°	8.2	1.7
90°-100°	0.0	0.0
100°-110°	0.0	0.0
110°-120°	0.0	0.0
120°-130°	0.0	0.0
130°-140°	0.0	0.0
140°-150°	0.0	0.0
150°-160°	0.0	0.0
160°-170°	0.0	0.0
170°-180°	0.0	0.0
0°-90°	482.0	100.0
0°-180°	482.0	100.0



REPORT NUMBER: P228211

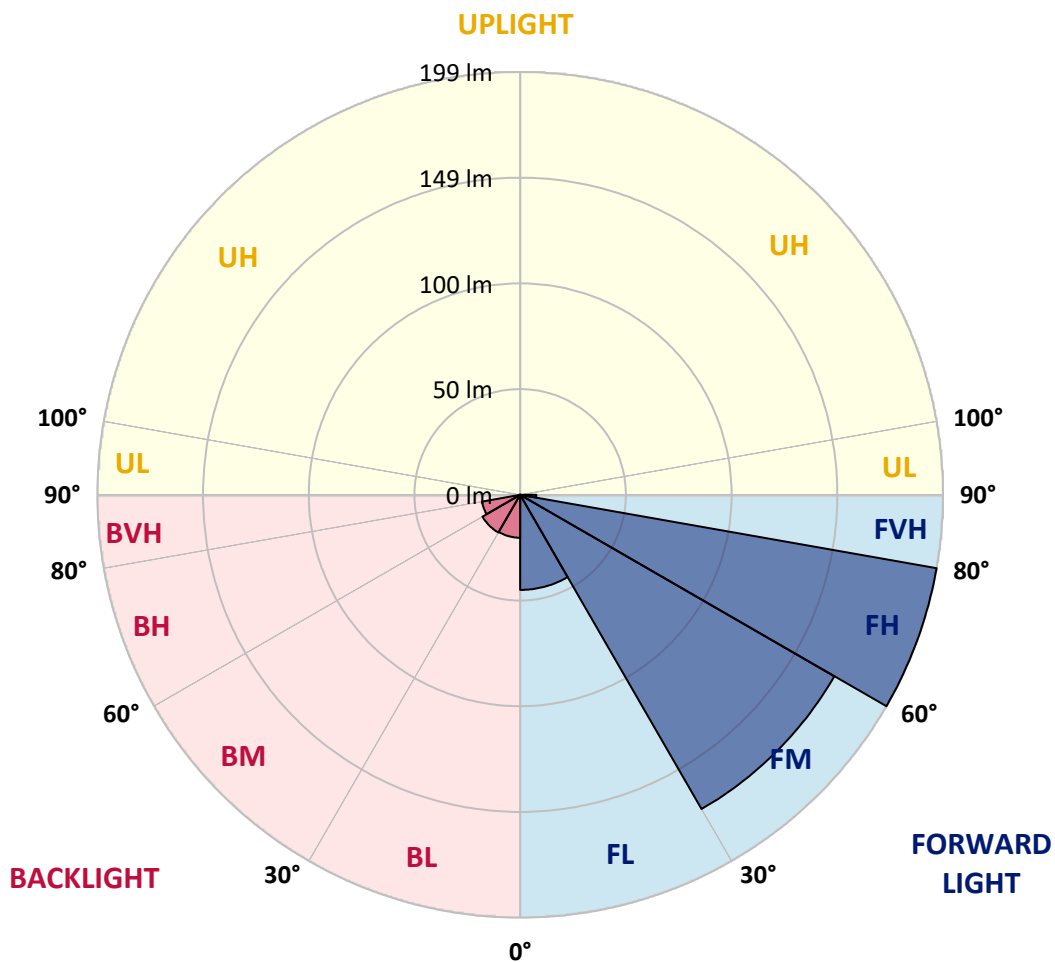
CATALOG NUMBER: ISS-AF-XXX-LED-E1-SL3-8030-XXB

**LUMINAIRE CLASSIFICATION SYSTEM LUMEN TABLE AND BUG RATING:**

Zone		Lumens	% Fixture	Zone Rating/Lumen Limit		
				B	U	G
FL	(0°-30°)	44.8	9.3			
FM	(30°-60°)	170.9	35.4			
FH	(60°-80°)	199.1	41.3			G0/660
FVH	(80°-90°)	7.6	1.6			G0/10
BL	(0°-30°)	20.2	4.2	B0/110		
BM	(30°-60°)	20.5	4.3	B0/220		
BH	(60°-80°)	18.3	3.8	B0/110		G0/110
BVH	(80°-90°)	0.7	0.1			G0/10
UL	(90°-100°)	0.0	0.0		U0/0	
UH	(100°-180°)	0.0	0.0		U0/0	

**BUG Rating: B0-U0-G0**

Type III Medium





REPORT NUMBER: P228211

CATALOG NUMBER: ISS-AF-XXX-LED-E1-SL3-8030-XXB

**CANDELA DISTRIBUTION (FULL):**

	0°	5°	15°	25°	35°	37.5°	40°	42.5°	45°	47.5°	50°
0°	127.6	127.6	127.6	127.6	127.6	127.6	127.6	127.6	127.6	127.6	127.6
2.5°	133.9	133.7	133.4	132.7	132.4	132.7	132.4	131.9	131.2	131.7	131.3
5°	133.6	133.9	133.2	132.7	133.6	133.9	133.2	133.2	132.5	133.2	132.9
7.5°	126.9	127.1	127.2	127.1	129.3	129.3	128.9	129.3	129.5	129.8	130.0
10°	118.5	118.7	119.0	119.5	122.3	122.6	122.8	123.1	123.6	124.0	125.0
12.5°	110.1	110.5	111.2	112.9	115.8	116.1	116.6	117.1	118.0	118.5	120.4
15°	103.1	103.3	104.0	105.9	110.1	111.0	111.3	112.0	113.7	113.7	115.8
17.5°	96.6	97.0	97.5	99.7	104.0	105.3	106.4	106.7	108.9	109.4	111.8
20°	91.7	91.8	92.0	94.1	98.0	100.0	100.9	102.3	104.0	105.3	107.4
22.5°	88.9	89.1	88.8	89.6	93.0	95.6	96.6	98.0	98.7	101.1	102.3
25°	89.1	89.3	88.4	87.9	89.6	92.3	93.2	94.6	94.2	97.6	97.6
27.5°	90.8	91.2	90.3	88.8	88.9	91.2	91.7	92.2	91.2	94.6	93.9
30°	94.2	94.6	93.5	92.3	90.5	91.8	91.8	91.8	90.0	92.9	91.7
32.5°	97.8	98.2	97.8	97.0	94.6	94.9	94.2	93.9	91.3	93.7	91.8
35°	103.1	103.3	103.5	103.5	100.0	100.7	98.8	97.8	95.4	97.3	94.7
37.5°	109.4	109.4	110.6	111.2	107.4	107.4	105.3	104.0	101.8	102.4	99.9
40°	115.1	115.6	118.3	119.9	116.5	115.1	113.4	112.2	110.5	110.5	107.9
42.5°	121.6	122.6	125.9	128.8	126.9	124.8	123.1	121.9	121.1	120.9	118.2
45°	129.6	130.8	134.4	137.2	137.7	136.1	134.8	133.6	132.9	132.5	130.1
47.5°	138.7	139.9	143.1	146.4	148.8	148.4	146.9	145.7	146.2	145.9	144.3
50°	148.8	149.5	151.5	155.3	160.8	162.0	161.6	160.8	161.8	161.8	160.4
52.5°	156.8	157.3	158.9	163.3	172.4	175.1	177.3	179.1	180.8	181.8	180.9
55°	164.2	164.2	164.3	170.0	183.5	187.9	192.9	196.5	198.7	202.8	204.5
57.5°	176.1	175.3	175.1	181.1	196.8	201.5	208.6	213.8	216.8	225.2	225.1
60°	172.7	173.1	179.2	196.8	224.2	228.3	234.8	240.3	246.1	252.2	252.8
62.5°	149.0	149.8	159.0	185.4	241.6	263.0	283.0	298.3	306.8	312.3	304.7
65°	104.3	106.4	118.9	151.0	222.5	255.5	287.1	322.4	349.4	391.3	403.4
67.5°	52.0	53.5	55.6	79.2	166.2	212.6	256.2	304.2	340.1	401.7	436.1
70°	37.3	38.0	39.5	44.5	74.4	111.3	162.6	231.4	273.6	366.5	415.1
72.5°	28.9	29.6	31.6	38.6	49.3	54.4	64.6	105.7	157.2	253.1	318.8
75°	22.4	23.4	26.3	34.9	47.4	50.3	50.8	54.6	62.2	112.4	178.7
77.5°	15.7	15.9	18.8	30.1	46.0	51.6	50.8	50.8	51.8	57.3	76.4
80°	10.4	10.6	12.5	20.9	40.4	47.0	52.0	49.6	49.8	50.6	52.0
82.5°	5.5	5.8	7.4	12.7	23.6	31.8	43.3	45.1	44.5	45.3	45.0
85°	1.5	1.5	2.6	4.8	11.6	12.3	19.2	26.2	26.7	30.3	32.3
87.5°	0.0	0.0	0.0	0.0	0.0	0.0	0.0	0.5	0.7	1.5	1.7
90°	0.0	0.0	0.0	0.0	0.0	0.0	0.0	0.0	0.0	0.0	0.0



REPORT NUMBER: P228211

CATALOG NUMBER: ISS-AF-XXX-LED-E1-SL3-8030-XXB

**CANDELA DISTRIBUTION (continued):**

	52.5°	55°	57.5°	59°	60°	62.5°	65°	67.5°	70°	72.5°	75°
0°	127.6	127.6	127.6	127.6	127.6	127.6	127.6	127.6	127.6	127.6	127.6
2.5°	131.7	131.0	130.8	130.5	130.7	130.1	130.0	129.3	129.3	128.9	128.6
5°	132.5	131.9	132.5	131.3	131.5	131.0	130.1	130.1	129.5	128.9	127.9
7.5°	130.1	130.1	130.3	129.6	129.8	129.6	128.6	128.4	127.4	127.4	126.2
10°	125.7	125.7	126.4	125.9	126.0	125.9	125.4	125.2	124.8	124.8	123.0
12.5°	120.6	121.6	122.6	122.1	122.1	122.4	122.4	122.6	122.4	122.3	120.7
15°	116.3	117.8	118.9	118.7	118.9	119.7	120.1	120.2	120.7	120.6	119.2
17.5°	112.4	114.1	114.9	115.6	116.1	116.8	117.8	118.3	119.0	118.9	117.5
20°	108.8	110.3	111.8	112.7	112.9	114.2	115.4	117.0	117.3	117.7	115.9
22.5°	105.0	106.4	109.4	108.9	110.1	112.7	113.4	115.6	115.6	116.8	114.4
25°	101.8	101.9	106.7	105.9	106.9	111.5	112.0	115.9	114.9	116.6	113.9
27.5°	98.5	98.3	104.1	103.1	104.3	110.6	111.0	116.5	115.4	117.5	113.9
30°	96.1	95.6	102.3	100.2	101.9	109.8	110.0	117.0	116.1	118.9	115.1
32.5°	95.6	94.7	100.6	99.0	100.7	108.9	110.0	118.9	117.8	121.2	116.5
35°	97.8	96.5	101.4	100.0	101.4	109.3	110.8	121.8	120.6	124.5	119.7
37.5°	101.9	100.9	105.0	103.6	104.7	111.7	113.0	125.5	125.4	130.1	124.7
40°	109.1	108.1	111.3	109.4	110.3	116.8	117.5	130.8	131.3	137.2	131.7
42.5°	118.9	117.1	119.7	117.5	118.7	124.5	123.8	137.3	138.9	146.9	140.6
45°	131.3	129.1	130.7	128.3	129.1	134.1	132.2	146.0	147.6	157.5	151.9
47.5°	145.0	142.3	144.2	141.1	141.6	146.9	143.5	156.5	158.9	171.4	165.9
50°	161.4	157.8	158.5	155.6	156.0	161.3	157.5	169.3	172.2	186.1	181.3
52.5°	182.5	177.3	177.3	173.4	173.6	178.9	174.3	184.5	187.8	201.8	198.5
55°	210.2	206.1	205.2	201.1	199.7	200.8	194.3	201.5	205.0	218.2	215.6
57.5°	232.2	231.7	234.3	228.5	227.1	227.4	219.2	219.8	223.9	234.1	235.0
60°	259.1	259.9	260.3	255.5	255.0	250.2	241.8	240.4	245.6	252.6	255.3
62.5°	301.8	301.0	296.7	293.1	289.9	277.0	272.4	264.9	272.1	276.0	281.7
65°	393.7	384.8	357.4	359.8	351.3	323.4	319.5	304.2	315.5	315.7	326.3
67.5°	484.7	502.1	485.3	485.7	466.4	415.9	403.8	373.5	379.8	372.5	377.9
70°	500.2	524.7	570.5	562.3	561.3	522.5	481.6	431.1	412.1	396.4	383.8
72.5°	430.4	454.9	522.1	503.5	510.5	522.3	479.7	441.9	399.5	379.5	352.1
75°	302.9	338.1	406.3	396.6	401.7	421.2	384.6	380.2	331.1	317.7	275.7
77.5°	162.3	205.9	282.3	270.4	272.6	283.7	245.6	237.7	190.3	177.2	129.5
80°	73.0	101.2	158.5	145.2	141.3	134.9	99.4	78.3	47.9	31.8	22.1
82.5°	48.4	50.3	70.3	60.9	56.9	47.0	30.4	18.0	14.2	12.0	11.5
85°	32.5	29.8	29.6	26.2	24.3	19.2	14.2	8.9	7.4	6.2	5.6
87.5°	1.9	1.2	1.7	1.9	1.4	1.2	0.9	0.0	0.2	0.0	0.2
90°	0.0	0.0	0.0	0.0	0.0	0.0	0.0	0.0	0.0	0.0	0.0





REPORT NUMBER: P228211

CATALOG NUMBER: ISS-AF-XXX-LED-E1-SL3-8030-XXB

**CANDELA DISTRIBUTION (continued):**

	77.5°	80°	85°	90°	95°	100°	102.5°	105°	107.5°	110°	112.5°
0°	127.6	127.6	127.6	127.6	127.6	127.6	127.6	127.6	127.6	127.6	127.6
2.5°	127.7	127.7	127.6	126.4	125.7	125.4	124.2	124.0	123.5	123.3	123.3
5°	127.6	126.9	126.0	124.3	122.6	121.1	120.6	119.4	118.5	117.5	117.5
7.5°	125.2	124.5	122.6	120.1	117.8	115.6	114.4	112.7	111.3	110.0	109.6
10°	122.4	121.4	118.9	115.4	112.5	108.6	107.1	104.8	103.3	101.2	99.2
12.5°	119.5	118.9	115.8	111.8	107.4	102.4	100.0	97.0	94.9	92.5	89.4
15°	118.3	117.0	113.0	108.1	102.6	96.6	93.2	90.0	86.9	84.1	80.0
17.5°	116.8	115.1	110.6	104.8	98.0	90.8	86.4	82.8	78.7	75.8	71.1
20°	115.1	112.5	107.7	100.7	93.0	84.5	78.8	75.2	69.8	66.9	61.4
22.5°	113.7	110.5	104.7	96.8	87.6	78.0	71.3	67.2	61.1	57.6	50.8
25°	113.4	109.4	102.4	93.5	82.9	71.7	63.6	59.5	51.8	47.9	39.8
27.5°	113.6	108.9	101.1	90.8	78.8	66.0	56.4	51.6	41.9	37.8	28.6
30°	113.7	109.1	99.7	88.4	75.1	60.2	48.9	43.3	31.6	28.0	19.8
32.5°	115.4	109.8	99.4	86.5	71.7	54.4	40.4	35.2	22.4	20.4	14.7
35°	117.5	112.0	100.0	86.2	69.1	48.6	31.6	26.3	16.1	15.6	12.0
37.5°	121.8	115.4	102.8	87.0	67.6	42.6	23.6	20.2	12.7	13.0	10.4
40°	128.3	121.2	107.2	89.6	67.4	36.6	17.4	15.7	10.9	11.3	9.6
42.5°	137.0	129.3	114.1	95.1	68.2	31.0	14.0	13.5	10.1	10.4	9.2
45°	148.4	140.6	123.6	102.1	70.6	26.3	12.3	12.3	9.7	10.1	9.1
47.5°	163.0	154.3	135.4	111.5	74.4	23.8	11.6	11.8	9.6	10.1	9.1
50°	179.4	169.8	150.5	123.6	80.2	23.1	11.8	11.8	9.7	10.1	9.1
52.5°	196.5	187.6	166.7	137.5	88.2	24.6	12.1	12.0	9.7	10.1	8.9
55°	213.9	205.9	184.7	153.7	99.4	30.1	13.0	12.5	9.7	10.1	9.1
57.5°	231.4	225.7	203.5	171.2	113.2	40.0	16.4	14.5	10.8	10.9	9.2
60°	251.1	246.9	224.7	194.1	132.9	55.4	24.1	18.3	12.8	12.1	9.9
62.5°	276.5	275.5	257.9	227.1	164.5	77.6	34.2	22.2	13.9	12.7	10.6
65°	321.5	324.2	307.5	265.8	185.6	78.2	33.3	19.5	13.0	12.0	10.4
67.5°	366.7	358.6	315.5	259.9	167.4	52.0	21.2	15.2	11.5	11.1	9.7
70°	364.9	343.1	286.1	227.3	132.2	28.2	15.4	12.7	10.3	10.3	9.2
72.5°	327.3	294.8	233.9	179.9	88.2	18.0	13.0	11.1	9.4	9.2	8.6
75°	246.4	208.1	150.3	103.6	39.3	11.6	9.9	9.1	8.2	8.2	7.5
77.5°	115.9	65.3	36.3	24.1	13.2	7.9	6.8	6.8	6.7	6.8	6.2
80°	15.7	14.2	12.1	10.6	8.0	5.5	5.0	5.1	5.0	5.1	4.6
82.5°	9.6	8.6	7.0	6.7	5.0	3.8	3.6	3.8	3.4	3.6	2.7
85°	4.6	4.1	3.2	3.1	2.6	2.2	1.9	2.2	1.7	1.9	1.2
87.5°	0.0	0.3	0.2	0.3	0.3	0.3	0.0	0.3	0.0	0.3	0.0
90°	0.0	0.0	0.0	0.0	0.0	0.0	0.0	0.0	0.0	0.0	0.0



REPORT NUMBER: P228211

CATALOG NUMBER: ISS-AF-XXX-LED-E1-SL3-8030-XXB

**CANDELA DISTRIBUTION (continued):**

	115°	117.5°	120°	122.5°	125°	127.5°	130°	135°	145°	155°	165°
0°	127.6	127.6	127.6	127.6	127.6	127.6	127.6	127.6	127.6	127.6	127.6
2.5°	122.4	121.9	121.8	121.1	120.9	120.2	120.1	119.4	118.2	117.7	116.8
5°	115.9	115.1	114.4	114.1	112.7	112.0	111.0	109.6	107.1	105.9	103.8
7.5°	106.9	106.7	104.7	104.0	102.3	101.1	99.5	97.3	93.5	91.3	88.1
10°	97.0	96.3	93.9	92.5	90.3	88.6	86.5	83.3	77.5	72.9	67.9
12.5°	87.7	85.7	82.9	80.9	78.2	75.8	73.4	68.4	59.2	51.6	44.8
15°	78.2	75.1	72.2	68.7	65.8	62.1	59.3	52.8	40.7	31.5	27.2
17.5°	68.4	64.1	60.9	56.3	53.0	47.9	45.0	37.1	26.7	22.6	21.2
20°	58.1	52.5	48.9	43.3	40.0	33.5	31.3	25.7	20.5	19.0	18.6
22.5°	47.2	40.4	36.4	30.3	28.0	24.1	22.4	19.7	17.3	16.6	16.9
25°	35.7	28.4	25.8	21.4	20.5	18.5	17.8	16.4	15.2	15.2	15.7
27.5°	25.5	19.8	19.2	16.4	16.2	15.2	14.7	14.0	13.7	14.0	14.7
30°	18.6	15.0	15.0	13.5	13.5	12.8	12.7	12.3	12.3	13.0	13.7
32.5°	14.7	12.3	12.7	11.5	11.6	11.1	11.3	11.1	11.3	11.8	12.3
35°	12.3	10.6	11.1	10.1	10.4	9.9	10.3	10.3	10.6	10.8	10.9
37.5°	10.9	9.7	10.1	9.4	9.7	9.2	9.7	9.7	9.9	9.9	9.9
40°	10.1	9.1	9.6	8.9	9.4	8.9	9.4	9.4	9.2	9.1	9.2
42.5°	9.6	8.9	9.4	8.7	9.2	8.7	9.1	8.9	8.6	8.6	8.6
45°	9.4	8.7	9.1	8.6	8.9	8.4	8.7	8.6	8.0	7.9	8.2
47.5°	9.4	8.6	9.1	8.4	8.7	8.2	8.6	8.0	7.5	7.5	8.0
50°	9.4	8.6	9.1	8.4	8.7	8.0	8.2	7.7	7.0	7.2	7.9
52.5°	9.6	8.9	9.2	8.6	8.7	7.7	8.0	7.4	6.8	7.0	7.5
55°	9.7	8.9	9.2	8.2	8.4	7.7	7.7	7.4	6.8	6.8	7.4
57.5°	9.7	8.7	8.9	8.0	8.2	7.4	7.5	7.2	6.7	6.5	6.8
60°	10.1	9.1	9.1	7.9	8.0	7.2	7.4	7.0	6.5	6.2	6.3
62.5°	10.4	9.2	9.4	8.2	8.2	7.4	7.5	6.8	6.2	5.8	6.0
65°	10.4	9.2	9.4	8.4	8.4	7.5	7.5	6.8	5.8	5.5	5.5
67.5°	9.9	9.1	9.2	8.4	8.4	7.5	7.5	6.7	5.6	5.1	5.0
70°	9.6	8.7	8.9	7.9	8.0	7.2	7.2	6.3	5.3	4.8	4.4
72.5°	8.7	8.0	8.0	7.4	7.2	6.3	6.3	5.8	5.0	4.3	3.9
75°	7.5	6.8	6.7	6.0	6.0	5.5	5.3	4.8	4.1	3.6	3.4
77.5°	6.2	5.3	5.3	4.4	4.4	3.9	4.1	3.6	3.1	2.9	2.7
80°	4.4	3.6	3.6	2.9	2.9	2.4	2.6	2.4	2.2	2.2	2.1
82.5°	2.7	1.9	2.1	1.5	1.9	1.4	1.5	1.4	1.4	1.2	1.2
85°	1.4	0.7	1.0	0.5	0.9	0.2	0.5	0.3	0.3	0.3	0.3
87.5°	0.2	0.0	0.2	0.0	0.0	0.0	0.0	0.0	0.0	0.0	0.0
90°	0.0	0.0	0.0	0.0	0.0	0.0	0.0	0.0	0.0	0.0	0.0

REPORT NUMBER: P228211

CATALOG NUMBER: ISS-AF-XXX-LED-E1-SL3-8030-XXB

**CANDELA DISTRIBUTION (continued):**

	175°	180°
0°	127.6	127.6
2.5°	115.9	116.5
5°	103.1	103.3
7.5°	87.6	87.2
10°	66.9	66.0
12.5°	43.1	41.9
15°	26.0	25.7
17.5°	20.9	20.9
20°	18.6	18.6
22.5°	17.3	17.3
25°	16.2	16.4
27.5°	15.4	15.4
30°	14.4	14.4
32.5°	12.7	12.7
35°	11.3	11.1
37.5°	10.1	10.3
40°	9.2	9.4
42.5°	8.9	8.9
45°	8.6	8.6
47.5°	8.6	8.6
50°	8.4	8.6
52.5°	8.2	8.2
55°	7.7	7.9
57.5°	7.2	7.4
60°	6.7	6.7
62.5°	6.0	6.0
65°	5.5	5.5
67.5°	4.8	4.8
70°	4.3	4.3
72.5°	3.8	3.8
75°	3.2	3.2
77.5°	2.7	2.6
80°	2.1	2.1
82.5°	1.2	1.2
85°	0.3	0.3
87.5°	0.0	0.0
90°	0.0	0.0

(END OF REPORT)